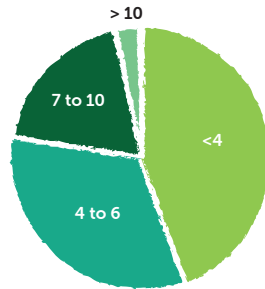


Key Performance Indicators

KPI	Target	Actual	Summary
1RTI	100%	100%	Referrals seen within 10 working days.
2MDS	95%	81%	Minimum data set collected within session.
3SNAP	1 school	1 school (twice)	Whole school snapshot of resilience and wellbeing.
4IMP	50%	75%	Clinical improvement rate.
5INT	4000	11265	Interactions with students, parents and teachers.
6PRI	4	26	Number of primary schools engaged or interacted with.

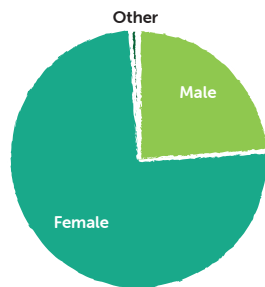
Number of sessions

The vast majority of cases we saw were handled in under 10 sessions, which is in line with the provision of a level-2 stepped-care early intervention service.




Gender

The gender split was significantly biased towards females; however, this is in line with most mental health services and mental health research. Additionally this year, we saw for the first time a number of young people identifying as 'other'. We will continue to focus on ensuring our service remains accessible to everyone.



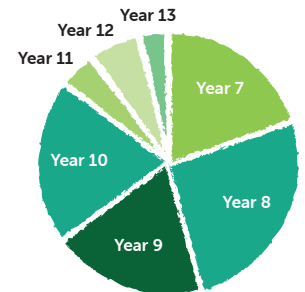
School attended

QEII is over-represented, potentially indicating the need for increased support and early intervention. However, this number has fallen since the pilot year, suggesting that the support offered by us is effective. An already established presence in QEII and KWC, may have affected referral numbers.




School year

Most referrals remained in the younger year groups, similar to 2019/20. Older students may have already learnt the skills for effective coping strategies we have taught them in an earlier year group. This data provides sound rationale for training and support around prevention strategies to be rolled out into primary schools, thus potentially reducing referrals from the younger year groups.

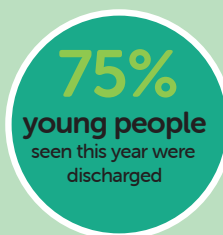
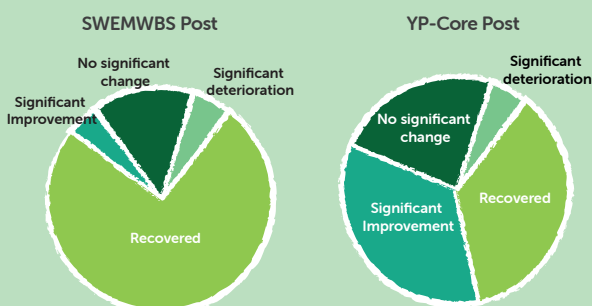


Referral reason

There has been a large proportion of referrals falling under our new category of 'mental wellbeing' this year which encompasses a broad range of factors affecting overall wellbeing. In addition, we saw a significant fall in academic-based referrals.



So, is the Isle Listen early intervention service proving effective?



* The difference between pre & post measures for the Warwick-Edinburgh Mental Wellbeing (Short-Score) and YP-CORE (clinical outcome measure).